

TN0095E [NVE] How to change the company key .doc

Applies to: NVE/IPC Series
Level: Public

Summary

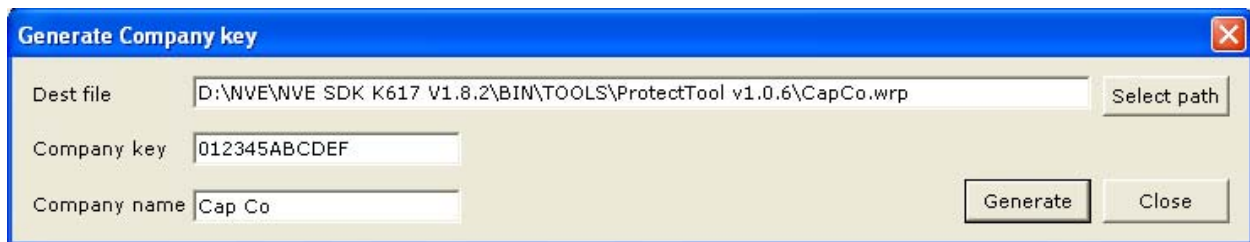
This document will show you how to change the company key.

In this document, we assume the company key of your device is default company key, 0x000000000000 and company key file is vid-cap.wrp that is located in (NVE SDK)\BIN\ProtectTool\.

Detailed Information

Step 1: Generate Company key using ProtectTool

1. Run ProtectTool.exe.
2. If you click *ProtectTool->Generate->Generate Company Key*, you can see “Generate Company key” dialog box as follow figure.
3. Then, select the company key wrapping file by using *Select path* and type the *Company key* and *Company name* and then press *Generate*.



Company key is hexadecimal number and must be 6 bytes.

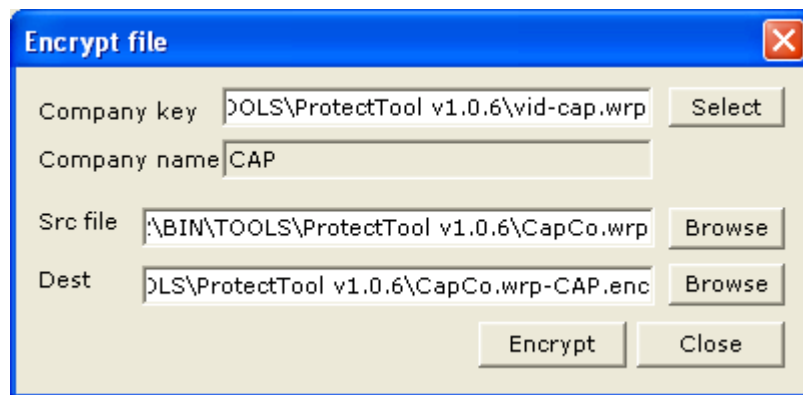


The available character type for Company name is alphabet, integer number, space and ‘_’.

4. You can see the dialog box as following and then press **OK**.



5. You can see the dialog box as following and the press **Encrypt**.



You have to select the company key that is identical to the company key embedded on the device, which is normally previous version or default one.

6. You can see the dialog box as following and the press **OK**.



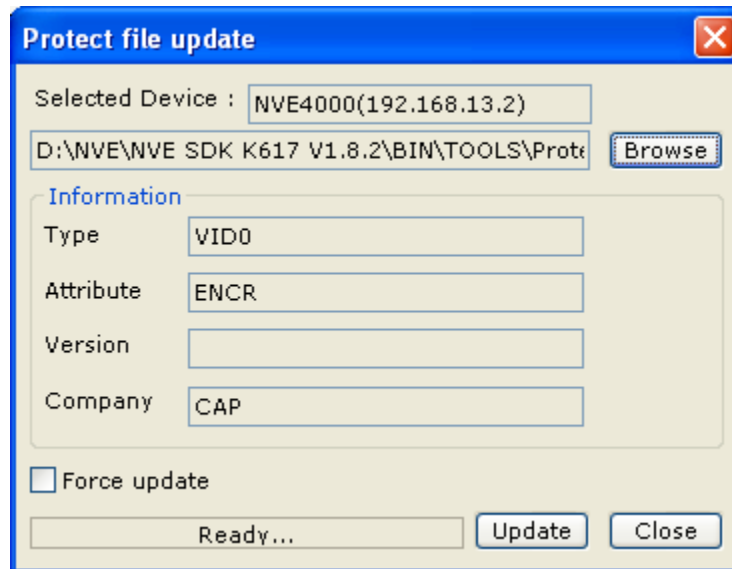
7. You can find the files that the wrapped company key of which file extension is .wrp and the encrypted company key of which file extension is .enc..

Step 2: Updating Company key using the IPAdminTool

1. Run IPAdminTool and search the NVE you want to change the company key.

2. Execute *System->Protection Update*.

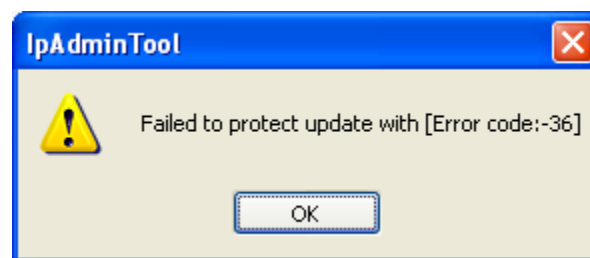
3. Then, you'll see the below window. Then search the encrypted company key file by clicking the *Browse*.



4. If it completes, you would see the window box as below. Then, click 'yes'.



If the company key used for encrypting is not identical to company key on device, IPAdminTool pops up the dialog box as follow.



5. If you uploaded the brand file before changing company key, you need to upload the brand file that is encrypted by new company key again. You do not need to update the kernel, web page and OCX.

Revision History

Revision	Date	Description
A	2007-01-17	Created.